



Canadian Association of
Public Schools - International

Association canadienne des
écoles publiques - International



OASDI
AOCSI

Ontario Association of
School Districts International
Association Ontarienne des
Conseils Scolaires - International



Thames Valley District School Board - London, Canada



Canadian Association of
Public Schools - International

Association canadienne des
écoles publiques - International

About CAPS-I

Advocate and promote international education programs in Canadian public schools

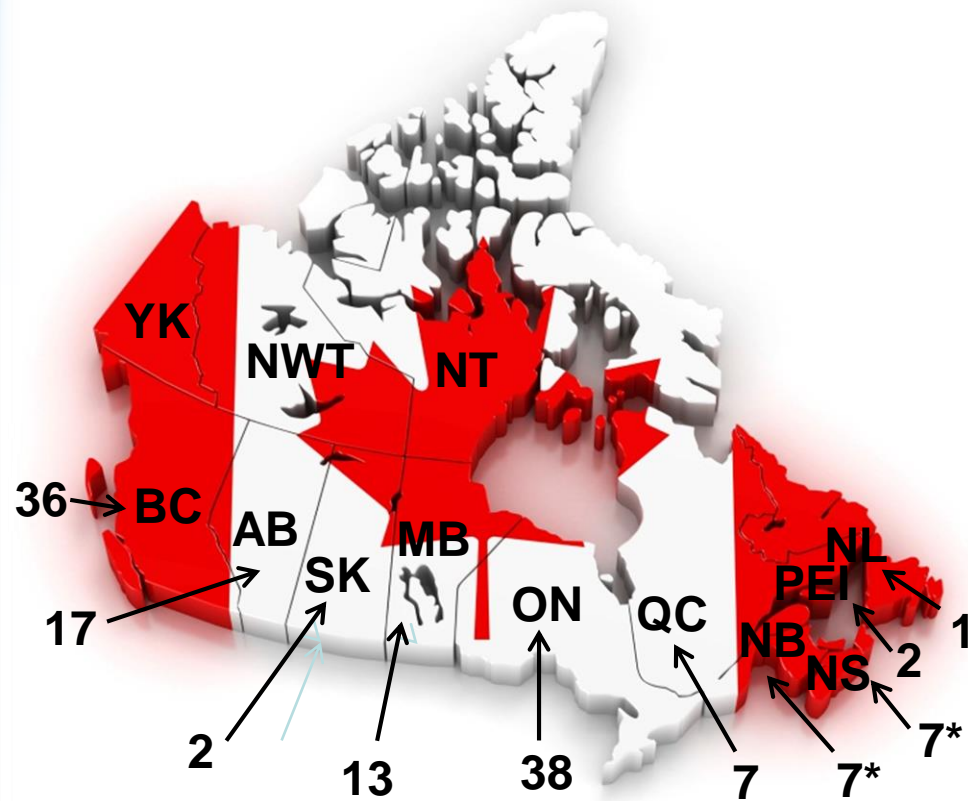
- national non-profit association of 130 public school districts*
- members enrolled 31,000 students in 1 semester or full academic year programs and 7,500 in shorter term program last year (5% from Brazil)
- formally incorporated in 2008 to establish standards for the K-12 public school sector of the industry
- members offer English or French educational programs with bilingual experiences available in Ontario, Quebec and New Brunswick



caps-i
acep-i

Canadian Association of
Public Schools - International

Association canadienne des
écoles publiques - International



Distribution of Membership 2017-2018

- representing 130 districts

* provincially organized



caps-i
acep-i

Canadian Association of
Public Schools - International

Association canadienne des
écoles publiques - International

CAPS-I Activities:

- Quality Programming
 - Resources/Mentorship
 - Critical Incident Guide
- Marketing
 - Trade Missions
 - Website / Social Media
- Advocacy
 - IRCC
 - Liaise with national & international organizations (i.e. BELTA)
- Annual Conference



Canadian Association of
Public Schools - International

Association canadienne des
écoles publiques - International

CAPS-I Quality Assurance

All members must comply with CAPS-I's Standards of Practice in 5 areas:

- 1) Care & Support of Students
- 2) Homestay Screening & Selection
- 3) Homestay Monitoring & Support
- 4) Working with Agents/Partners
- 5) Program Management



Associate members are given 2 years to develop their programs to comply with CAPS-I's Standards of Practice.

CAPS-I: Your Assurance of Quality and Integrity!



Canadian Association of
Public Schools - International

Association canadienne des
écoles publiques - International

Comparing Canada Academically...

In **2015**, the Programme for International Student Assessment (PISA) tested 540,000 Grade 10 (15 year old) students from 72 countries around the globe in Reading, Math & Science.

- Canada ranked **2nd** on the **Reading Scale** with Ireland in 4th, New Zealand 9th, Australia 13th, UK ranked 18th and US ranked 19th
- Canada ranked **7th** on the **Science Scale** with New Zealand in 12th, Australia 13th, UK 14th, Ireland 16th and the US 20th.
- Canada ranked **10th** on the **Math Scale** with Ireland 16th, New Zealand 20th, Australia 21st, UK 24th and the US 34th.



Canadian Association of
Public Schools - International

Association canadienne des
écoles publiques - International

CHOICE of Destination & Program

- Learn and live in an English, French or bilingual environment
- Choose from an urban, suburban or more rural community
- Apply directly to the school district or province and identify Top 3 choices of schools
- Long or short term, academic or language/culture program from Kindergarten - Grade 12 (Grade 11 in Quebec)
- Great variety of specialized programs and optional courses offered





Canadian Association of
Public Schools - International

Association canadienne des
écoles publiques - International

Exceptional VALUE

- Tuition fees range from \$9,500 – 15,000 CAD for a full academic year
- Total full year fees (excluding airfare/spending \$) range from \$18,500 – 26,000 CAD





Canadian Association of
Public Schools - International

Association canadienne des
écoles publiques - International

Canada Course for Education Agents

- The Canada Course for Education Agents is offered by CAPS-I and Languages Canada in partnership with ICEF and the Canadian Consortium for International Education.
- No cost to take the course – only a fee to take the exam and receive certification

www.Canada-course.ca



Canada Course for Education Agents



Canadian Association of
Public Schools - International

Association canadienne des
écoles publiques - International

Best study destination for Secondary and high schools

Secondary and High School (543)

Country	Rank 2017	Rank 2016	Rank 2015	Rank 2014	Rank 2013	Rank 2012	Rank 2011	Rank 2010
Canada	1	1	1	2	3	4	5	5
USA	2	3	3	1	1	2	3	2
United Kingdom	3	2	2	4	3	1	1	1
Australia	4	4	4	3	2	3	2	3
New Zealand	5	5	5	5	5	5	4	4

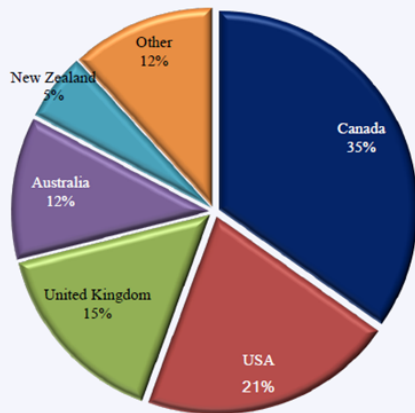
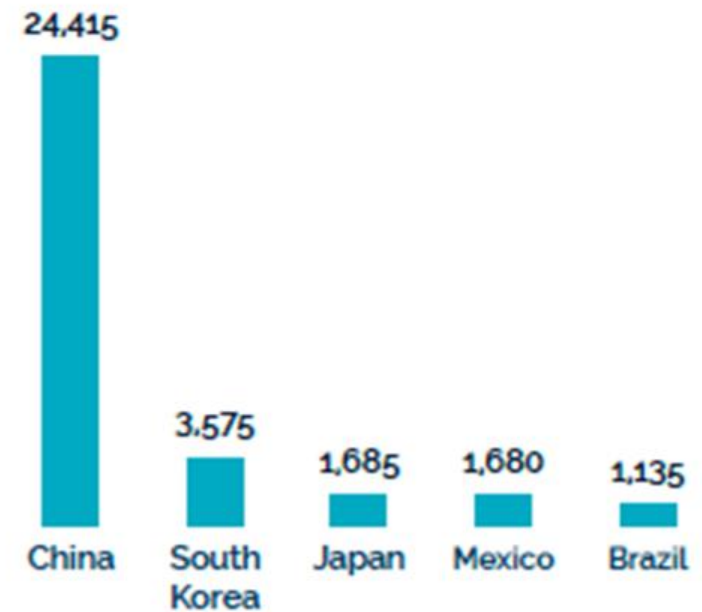


Figure 11:

Top countries of citizenship, international students in Canadian secondary programs (2015)



CBIE, A World of Learning, 2016



Canadian Association of
Public Schools - International

Association canadienne des
écoles publiques - International

MARKET DATA

Primary Study by Province

	2011	2012	2013	2014	2015	2016	Jan-Apr 2017	Grand Total
Primary Total	8,315	8,355	8,295	9,060	9,525	10,775	2,690	41,545
Newfoundland and Labrador Total	30	30	35	45	60	90	25	255
Brazil	0	0	0	0	0	--	0	--
Prince Edward Island Total	20	20	20	25	60	50	20	175
Brazil	0	--	0	0	0	0	--	--
Nova Scotia Total	140	145	135	130	150	185	65	760
Brazil	--	--	--	--	--	--	0	10
New Brunswick Total	90	55	95	60	80	80	20	390
Brazil	0	0	--	0	--	--	0	10
Quebec Total	435	490	540	620	635	745	185	2,960
Brazil	20	30	20	20	45	70	20	195
Ontario Total	2,410	2,565	2,780	3,240	3,405	4,010	1,175	14,650
Brazil	30	45	60	80	145	220	85	570
Manitoba Total	180	150	125	170	210	290	90	970
Brazil	--	--	5	10	25	50	20	85
Saskatchewan Total	210	240	215	250	315	385	95	1,405
Brazil	0	--	0	--	--	10	0	10
Alberta Total	1,380	1,570	1,495	1,475	1,400	1,280	270	6,455
Brazil	10	10	15	20	25	40	10	100
British Columbia Total	3,445	3,175	2,900	3,075	3,230	3,655	740	15,160
Brazil	5	10	20	30	85	140	40	285

MARKET DATA

Secondary Study by Province

	2011	2012	2013	2014	2015	2016	Jan-Apr 2017	Grand Total
Secondary Total	25,170	27,435	30,710	35,085	39,865	45,315	8,045	147,705
Newfoundland and Labrador Total	55	70	60	90	120	220	20	545
Brazil	0	--	--	--	--	--	0	5
Prince Edward Island Total	40	50	60	110	115	150	25	475
Brazil	--	5	--	5	--	0	0	15
Nova Scotia Total	745	770	715	790	1,035	1,240	235	4,680
Brazil	100	75	70	70	70	90	45	495
New Brunswick Total	260	220	190	225	315	490	50	1,510
Brazil	10	20	15	10	20	25	--	100
Quebec Total	1,255	1,550	1,305	1,400	1,880	2,245	380	7,995
Brazil	60	65	55	45	45	55	25	330
Ontario Total	10,430	11,655	13,460	15,530	17,955	20,990	3,855	66,490
Brazil	285	520	440	350	250	270	65	2,040
Saskatchewan Total	370	355	435	475	595	620	120	2,370
Brazil	105	85	75	90	95	95	40	535
Alberta Total	1,715	1,725	1,910	2,025	2,620	2,680	540	9,530
Brazil	80	75	60	90	125	90	25	480
British Columbia Total	9,760	10,625	12,120	13,960	14,480	15,735	2,625	55,705
Brazil	405	380	445	530	755	680	220	3,155



Canadian Association of
Public Schools - International

Association canadienne des
écoles publiques - International

CAPS-I – Brazil

- Two Trade Missions
 - 2015 – 20 Members – Belo Horizonte and Sao Paulo
 - 2017 – 23 Members – Sao Paulo
- Trade Commission presentations, BELTA, 1:1 agent meetings
- Members – Offshore Schools in Brazil
- Win the World Program – 400 high school students from Pernambuco – School Districts in Canada – 1 semester





Canadian Association of
Public Schools - International

Association canadienne des
écoles publiques - International

Resources

Guidebook (7th edition) & Map Poster
130 pages with 1 page profiles of all Full Members

<http://www.caps-i.ca/about-caps-i/promotional-materials/>

CAPS-I Website (14 languages including Portuguese)

www.caps-i.ca


CAPS-I YouTube Channel (24 student testimonial videos)

www.youtube.com/capsiacepi

CAPS-I on Facebook

<https://www.facebook.com/CanadianAssociationofPublicSchoolsInternational>

CAPS-I on Twitter @capsiacepi





**Ontario Association of
School Districts International**

Association Ontarienne des
Conseils Scolaires - International

OASDI

WELCOME

41 Member Districts – Areas of Focus

- Quality standards/standards of practice
- Information exchange/networking/capacity building
- Advocacy...the voice of Ontario JK-12
International education
- International marketing - a provincial brand



Activities

• www.oasdi.ca

• Trade Missions – China, Vietnam

• International Education Symposium

• June 14th



oasdi.ca/aocsi.ca

Ontario's Strategy for K - 12



ONTARIO'S STRATEGY FOR K-12 INTERNATIONAL EDUCATION

support every child
reach every student



4 Goals:

1. **Future learning for Ontario students – develop global competencies**
2. High quality programs & services for international students
3. Share & develop Ontario education expertise – staff
4. Pathways to post secondary



oasdi.ca/aocsi.ca

Welcome to Thames Valley



**GUIA DO ESTUDANTE
Internacional**

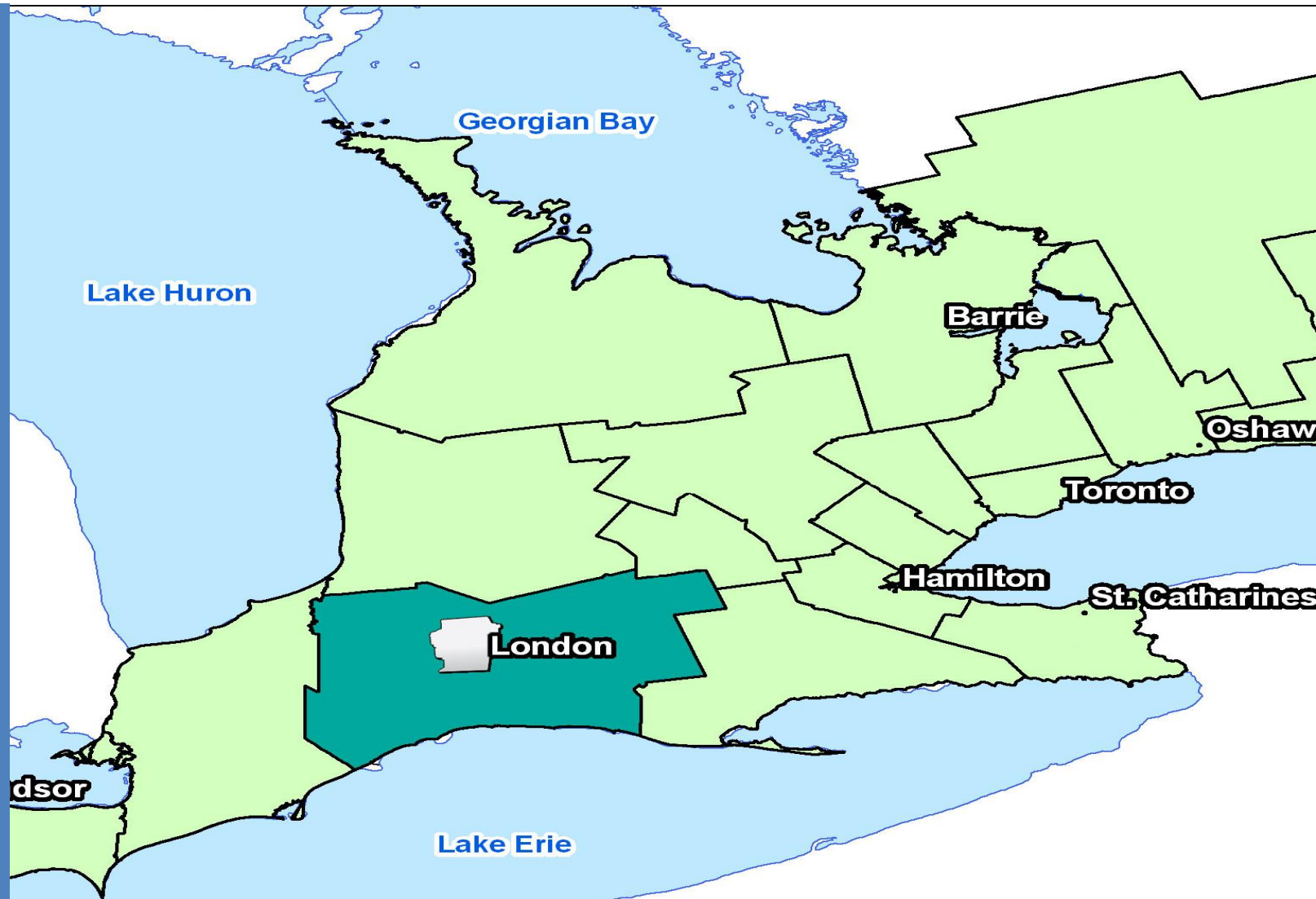
Construimos o amanhã de cada aluno, todos os dias.

Conselho Escolar do Distrito de Thames Valley - London, Canadá



Thames Valley District School Board

- One of Ontario's largest school boards
 - 74,000 students
 - 132 Elementary Schools
 - 27 Secondary Schools
- Range of schools & class sizes
 - Schools: 400 to 2000 students
 - Classes: 18 to 30 students



International at Thames Valley


- 1600 International Students – All Types (Work Permit, Study Permit, Student Visa etc.)
- 40 Students from Brazil
- Long-term academic program
- Some short-term programs - Summer & Winter
- Mixed promotion
 - Student fairs
 - Agent fairs / Agent relationships
 - CAPS-I and OASDI Trade Missions
 - School relationships



English and Arts Summer Program for High School Students at King's University College

- English (ESL) classes
- Participate in a Model UN
- Participate in art, photography, music and drama classes
- **Local activities and excursions with Canadian buddies**
- Go on excursions to Toronto (Canada's Wonderland), and Niagara Falls







Thames Valley District School Board - London, Canada



